

50TH
SUCCESS
ANNIVERSARY
1972 - 2022



solid
SINCE 1972

BLACKSMITH

THE POWER OF FAITH




MANUFACTURER & EXPORTER

ROAD & CIVIL CONSTRUCTION EQUIPMENT

(M) +91 99244 74000 | 98240 92222 | 96247 777773 (E) Contact@solid1972.com

www.solid1972.com



Founded and established in 1972 by Late Shri Vashrambhai Dodiya, we at Solid 1972 hold a prominent identity in Road Construction Equipment manufacturing. By seeking technical updates from global market, we sensed the demands to make our products better with best possible technical changes and worked upon to satisfy the every niche demands. This practice has made us one of the leading and most innovative manufacturers of India.

Our team of expert researchers put all their efforts in offering profitable solutions using latest technologies.

We aim to design and deliver most consumer friendly, innovative yet practical products of Road Construction Equipments.

SOLID HISTORY 1972-2022



Valued Clients

Government



Private



Stationary DrumMix 60,90,120 TPH Asphalt Mixing Plant



**FOUR BIN
FEEDER**

Compact & Modular



**FUEL TANK
LDO / FO / DIESEL**



THERMO DRUM

Flawless and Trouble Free



ASPHALT TANK

Thermostatic Controls &
Level Indicator



**WET DUST
COLLECTOR**

Maintain The Environment



**CONTROL CABIN
WITH AC**

Maintains The Environmental



MINERAL FILLER



Distrubition Switch Board



CONTROL PANEL

Power Control Console

3 Chassis

DrumMix 40,60,90 TPH

Asphalt Mixing Plant

Advantage

- Rapid erection and lower implementation time
- Perfect for remote areas and / or short duration projects
- Sets up and packs up with a minimum number of loads
- Completely pre-wired with socket arrangements – plug and play



Chassis 1

Cold Bin Feeder

Cold Conveyor

Hot Conveyor

Vibrating Screen



Chassis 2

Thermo Drum

Pollution Control Unit

Hydraulic Power Pack

Exhauster



Chassis 3

Fuel Tank

Asphalt Tank

Gob Hooper

Asphalt Pump Unit

Filler Silo With Blower

Control Cabin, Panel

Mobile

Tractor Towing

DrumMix 30, 40 TPH

Asphalt Mixing Plant



Unit - 1

- Bin Feeder 3 or 4



Unit - 2

- Thermo Drum
- Primary Dry Dust Collector



- Pollution Control Unit
- Filler Silo
- Exhauster



Unit - 4

- Asphalt Tank
- Fuel Tank



Unit - 5

- Control Cabin with Panel
- Genset (optional)

Advantage

- Rapid erection and lower implementation time
- Sets up and packs up with a minimum number of loads
- Perfect for remote areas and / or short duration projects
- Completely pre-wired with socket arrangements – plug and play

Chassis 1

Cold Bin Feeder



Chassis 2

Thermo Drum

Pollution Control Unit



Chassis 3

Filler Silo

Fuel Tank

Asphalt Tank

Control Cabin, Panel



Advantage

- Rapid erection and lower implementation time
- Perfect for remote areas and / or short duration projects
- Sets up and packs up with a minimum number of loads
- Completely pre-wired with socket arrangements – plug and play

Mobile

Prime Mover

DrumMix 90,120 TPH

Asphalt Mixing Plant

solid
SINCE 1972

RTO APPROVED



Chassis 1

Cold Bin Feeder



Chassis 2

Thermo Drum

Primary Dry Dust Collector



Chassis 3

Control Cabin, Panel

Filler Silo

Fuel Tank

Pollution Control Unit



Chassis 4

Asphalt Tank

Advantage

- Rapid erection and lower implementation time
- Perfect for remote areas & / or short duration projects
- Sets up and packs up with a minimum number of loads
- Completely pre-wired with socket arrangements – plug and play

Asphalt & Wet Mix Paver



S - WM 6 HES
MECHANICAL PAVER



Optional :
Front 4 nos. - solid rubber Tyre




S - AP 450
HYDROSTATIC
SENSOR PAVER



S - AP 550
HYDROSTATIC
SENSOR PAVER


Stationary Wet Mix & Asphalt Plant

80,100,120 TPH 40,60,90,120 TPH



Stationary & Mobile Wet Mix Plant 80,100,120 TPH

Stationary



Mobile



Stationary / Mobile / Compact Concrete Batching Plant



Stationary
20 To 60 CuM/Hr



Mobile
15 To 30 CuM/Hr



Compact
20 To 120 CuM/Hr

Pollution Control Unit & Road Maintenance Equipment



**Pollution
Control Unit**



**Bitumen
Sprayer**



**Broomer
Hydraulic**



S-APD

Asphalt Pressure Distributor



APPLICATIONS

- National Highways
- State Highways
- State Public Works Departments
- Airports
- Ports

AN EFFECTIVE PERFORMER AT LOW CAPITAL COST

- Bitumen Pressure Sprayers deliver uniform, unbroken, specified amounts of hot bitumen or emulsion.
- Each unit has a built-in heating system with a high-capacity burner to warm the bitumen to the required temperature.
- A variety of fuel and burner options are available.
- A unique pressure cleaning system prevents clogging.
- The insulated storage tank is clad in industrial gauge steel sheets and meets strict codes for storing, handling and transporting bitumen.

VERSATILE

- Efficient 18 kW, air-cooled diesel engine
- Twin-cylindrical air compressor
- High-capacity, positive displacement, internal gear asphalt pump
- Bitumen delivered at pressures ranging from 0–6 kg/m².
- Suitable for Bitumen and Emulsion spray application
- Adjustable quantity of spray per sq.m on the move.

MODELS

- S-AP 4000 litres
- S-AP 6000 litres
- S-AP 8000 litres
- S-AP 10000 litres



📍 AHMEDABAD | MEHSANA | (GUJARAT) INDIA

ROAD & CIVIL CONSTRUCTION EQUIPMENT